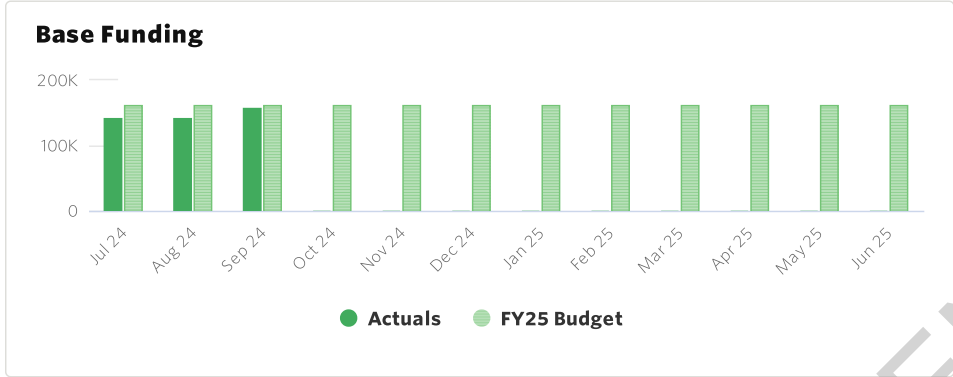
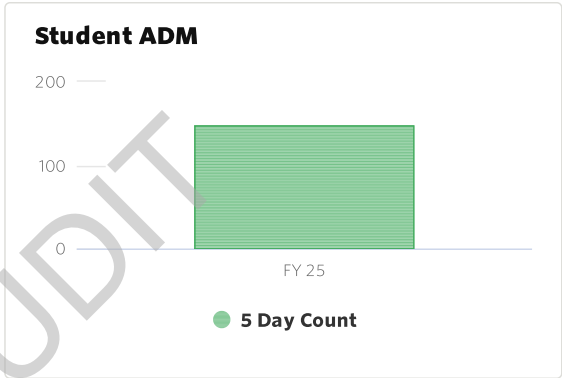
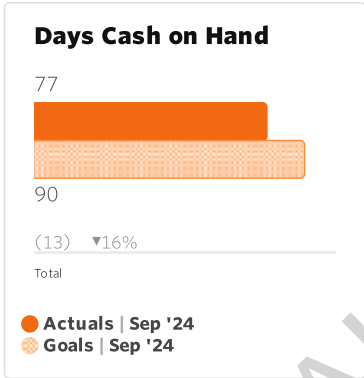
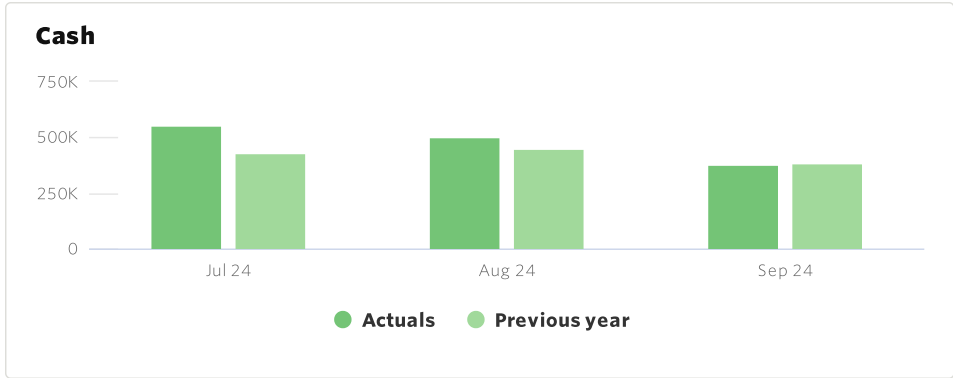




## **Monthly Report Package**

DRAFT - OPEN FOR AUDIT

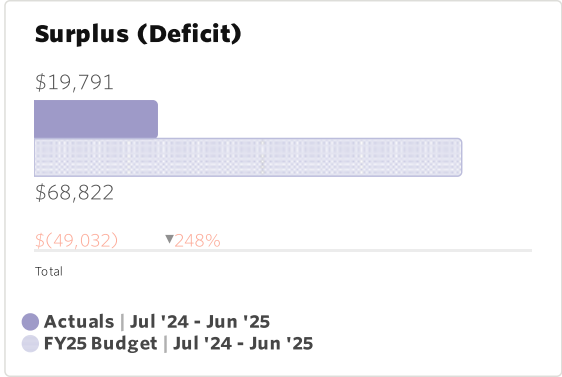


### Federal Grants

Account	Total		
	Actuals Jul - Sep'24	FY25 Budget Current Jul - Sep'24	Δ
Title 1	\$ -	\$ 65,482	\$ (65,482)
IDEA	\$ -	\$ 28,000	\$ (28,000)
Other Federal Funding	\$ 1,625	\$ 10,576	\$ (8,951)

### Expenditures

Name	Total			%
	Actuals Jul - Sep'24	FY25 Budget Current Jul - Sep'24	Δ	
Personnel	\$ 195,494	\$ 1,040,309	\$ (844,815)	81%
Contracted Services	\$ 109,949	\$ 480,014	\$ (370,065)	77%
Supplies	\$ 43,320	\$ 116,626	\$ (73,306)	63%
Facilities	\$ 66,192	\$ 307,797	\$ (241,605)	78%



DRAFT - OPEN FOR AUDIT

**Learn4Life Charleston Charter School**  
**Balance Sheet - YTD**  
**Sep - Sep 2024**

Account	Total		
	Actuals Sep'24	Actuals Previous year Sep'23	Δ
<b>Assets</b>			
<b>Current Assets</b>			
Bank Accounts			
South State 2776	\$370,811	\$381,142	\$(10,332)
Subtotal Bank Accounts	\$370,811	\$381,142	\$(10,332)
Other Current Assets			
Due from State/PCSD	\$1,625	\$2,331	\$(706)
Prepays	\$39,451	\$19,682	\$19,769
Subtotal Other Current Assets	\$41,076	\$22,013	\$19,063
Subtotal Current Assets	\$411,887	\$403,156	\$8,731
<b>Fixed Assets</b>			
Capital Assets, Net of Depr	\$694,764	\$694,764	-
Subtotal Fixed Assets	\$694,764	\$694,764	-
<b>Other Assets</b>			
Deposits	\$6,518	\$6,649	\$(131)
Subtotal Other Assets	\$6,518	\$6,649	\$(131)
<b>Total Assets</b>	<b>\$1,113,169</b>	<b>\$1,104,569</b>	<b>\$8,600</b>
<b>Liabilities</b>			
<b>Current Liabilities</b>			
Accounts Payable	\$5,694	\$14,158	\$(8,464)
Due to State	\$1,800	\$1,800	-
Retirement Liability	\$270	-	\$270
Other Current Liabilities	-	\$283	\$(283)
Accrued Liabilities	\$60,327	-	\$60,327
Accrued Payroll & Taxes	\$18,114	\$21,012	\$(2,898)
Payroll Liabilities	\$(47)	\$(384)	\$338
Payroll Liab - Money Plus	\$202	\$(20)	\$222
Subtotal Current Liabilities	\$86,359	\$36,848	\$49,511
<b>Long Term Liabilities</b>			
Due to LLAC - Loan	\$1,100,000	\$1,200,000	\$(100,000)
Due to LLAC- Payables	\$604,297	\$713,744	\$(109,447)
Subtotal Long Term Liabilities	\$1,704,297	\$1,913,744	\$(209,447)
<b>Total Liabilities</b>	<b>\$1,790,656</b>	<b>\$1,950,592</b>	<b>\$(159,936)</b>
<b>Net Assets</b>			

These financial statements have not been subjected to an audit or a review or compilation engagement, and no assurance is provided on them.

Account	Total		
	Actuals Sep'24	Actuals Previous year Sep'23	Δ
Unrestricted Net Assets	\$(697,278)	\$(887,474)	\$190,196
Net Income	\$19,791	\$41,450	\$(21,660)
<b>Total Net Assets</b>	<b>\$(677,488)</b>	<b>\$(846,024)</b>	<b>\$168,536</b>
<b>Total Liabilities &amp; Net Assets</b>	<b>\$1,113,169</b>	<b>\$1,104,569</b>	<b>\$8,600</b>

DRAFT - OPEN FOR AUDIT

**Learn4Life Charleston Charter School**  
**Statement of Revenue and Expenditures - Last Month & YTD**  
**Sep - Sep 2024**

Account	Total	
	Actuals Sep'24	Actuals Year-to-date t... Jul - Sep'24
<b>Revenue</b>		
Local Funding	\$24	\$95
Base Funding	\$158,141	\$441,343
State Funding	-	\$1,600
<b>Federal Funding</b>		
Other Federal Funding		
Title IV	\$1,625	\$1,625
Subtotal Other Federal Funding	\$1,625	\$1,625
Subtotal Federal Funding	\$1,625	\$1,625
<b>Total Revenue</b>	<b>\$159,791</b>	<b>\$444,662</b>
<b>Gross Margin \$</b>	<b>\$159,791</b>	<b>\$444,662</b>
<b>Expenditures</b>		
<b>Personnel</b>		
Personnel - Instructional	\$44,019	\$113,055
Personnel-Support	\$28,463	\$82,439
Subtotal Personnel	\$72,481	\$195,494
<b>Contracted Services</b>		
HS-Instructional Services	-	\$1,800
Health Services	\$1,635	\$1,984
Management Services	\$20,109	\$60,327
Contracted Admin Services	\$1,232	\$11,024
Administrative-Copier Lease	-	\$3,078
Fiscal Services	\$7,500	\$12,500
2% District Fee	\$3,163	\$8,827
Security - Outsourced Services	-	\$82
Marketing & Advertising	-	\$5,346
Technology Services	\$1,625	\$2,289
Professional Development	\$243	\$1,892
Instructional Services	\$800	\$800
Subtotal Contracted Services	\$36,308	\$109,949
<b>Supplies</b>		
HS-Instructional Supplies	\$(964)	\$8,157
HS-Instr Software & Sup(not CO)	\$438	\$1,313

These financial statements have not been subjected to an audit or a review or compilation engagement, and no assurance is provided on them.

Account	Total	
	Actuals Sep'24	Actuals Year-to-date t... Jul - Sep'24
Guidance Supplies	-	\$400
Admin-Office Supplies	\$1,083	\$2,521
Food Service Supplies	-	\$305
Food Purchases	-	\$795
Technology Equip & Supplies	\$593	\$3,264
Technology - Cap Outay	-	\$26,564
<b>Subtotal Supplies</b>	<b>\$1,149</b>	<b>\$43,320</b>
Facilities	\$24,310	\$66,192
Other Expenses	\$2,982	\$9,918
<b>Total Expenditures</b>	<b>\$137,231</b>	<b>\$424,872</b>
<b>Operating Income \$</b>	<b>\$22,560</b>	<b>\$19,791</b>
<b>Other Income &amp; Expense</b>	-	-
<b>Net Income \$</b>	<b>\$22,560</b>	<b>\$19,791</b>

These financial statements have not been subjected to an audit or a review or compilation engagement, and no assurance is provided on them.

Learn4Life Charleston Charter School  
**Statement of Revenue and Expenditures - By Month**  
 Sep - Sep 2024

Account	Sep-24	
	Actuals Sep'24	Actuals Previous year Sep'23
<b>Revenue</b>		
Local Funding	\$24	\$23
Base Funding	\$158,141	\$115,766
Federal Funding		
Other Federal Funding	\$1,625	\$2,331
Subtotal Federal Funding	\$1,625	\$2,331
<b>Total Revenue</b>	<b>\$159,791</b>	<b>\$118,121</b>
<b>Gross Margin \$</b>	<b>\$159,791</b>	<b>\$118,121</b>
<b>Expenditures</b>		
Personnel		
Personnel - Instructional	\$44,019	\$35,192
Personnel-Support	\$28,463	\$41,675
Subtotal Personnel	\$72,481	\$76,866
Contracted Services		
Health Services	\$1,635	\$208
Psychological Services	-	\$283
Management Services	\$20,109	-
Contracted Admin Services	\$1,232	-
Administrative-Copier Lease	-	\$934
Admin-Travel	-	\$(141)
Fiscal Services	\$7,500	\$4,815
2% District Fee	\$3,163	-

These financial statements have not been subjected to an audit or a review or compilation engagement, and no assurance is provided on them.

Account	Sep-24	
	Actuals Sep'24	Actuals Previous year Sep'23
Marketing & Advertising	-	\$95
Technology Services	\$1,625	-
Professional Development	\$243	\$152
Instructional Services	\$800	-
<b>Subtotal Contracted Services</b>	<b>\$36,308</b>	<b>\$6,347</b>
<b>Supplies</b>		
HS-Instructional Supplies	\$(964)	-
HS-Instr Software & Sup(not CO)	\$438	\$250
Admin-Office Supplies	\$1,083	\$3,764
Food Service Supplies	-	\$101
Marketing & Advertising Supplie	-	\$799
Technology Equip & Supplies	\$593	\$955
<b>Subtotal Supplies</b>	<b>\$1,149</b>	<b>\$5,870</b>
Facilities	\$24,310	\$32,531
Other Expenses	\$2,982	\$2,936
<b>Total Expenditures</b>	<b>\$137,231</b>	<b>\$124,550</b>
<b>Operating Income \$</b>	<b>\$22,560</b>	<b>\$(6,429)</b>
<b>Other Income &amp; Expense</b>	-	-
<b>Net Income \$</b>	<b>\$22,560</b>	<b>\$(6,429)</b>

These financial statements have not been subjected to an audit or a review or compilation engagement, and no assurance is provided on them.



Learn4Life Charleston Charter School  
 Budget to Actual  
 Jul 2024 - Jun 2025

Account	FY-25		
	Actuals	FY25 Budget	%
	Jul'24 - Jun'25	Current Jul'24 - Jun'25	
<b>Revenue</b>			
Local Funding	\$95	-	100%
Base Funding	\$441,343	\$1,945,260	(341)%
State Funding	\$1,600	-	100%
Federal Funding	\$1,625	\$104,058	(6,304)%
<b>Total Revenue</b>	<b>\$444,662</b>	<b>\$2,049,318</b>	<b>(361)%</b>
<b>Gross Margin \$</b>	<b>\$444,662</b>	<b>\$2,049,318</b>	<b>(361)%</b>
<b>Gross Margin %</b>	<b>100%</b>	<b>100%</b>	<b>-</b>
<b>Expenditures</b>			
<b>Personnel</b>			
Personnel - Instructional	\$113,055	\$512,985	(354)%
Personnel-Support	\$82,439	\$527,324	(540)%
<b>Subtotal Personnel</b>	<b>\$195,494</b>	<b>\$1,040,309</b>	<b>(432)%</b>
<b>Contracted Services</b>			
Tech Svc - (IDEA Supp)	-	\$6,482	-
HS-Instructional Services	\$1,800	-	100%
Health Services	\$1,984	\$2,500	(26)%
Psychological Services	-	\$10,000	-
Staff Training - Travel	-	\$5,000	-
Management Services	\$60,327	\$307,397	(410)%
Board - Audit Services	-	\$10,000	-
Contracted Admin Services	\$11,024	\$5,000	55%
Administrative-Copier Expense	-	\$1,000	-
Administrative-Copier Lease	\$3,078	\$6,500	(111)%
Fiscal Services	\$12,500	\$30,000	(140)%
2% District Fee	\$8,827	\$38,835	(340)%
Security - Outsourced Services	\$82	-	100%
Marketing & Advertising	\$5,346	\$5,000	6%
Technology Services-PlanningGra	-	\$7,500	-
Technology Services	\$2,289	-	100%
Professional Development	\$1,892	\$14,800	(682)%
Instructional Services	\$800	\$30,000	(3,650)%

These financial statements have not been subjected to an audit or a review or compilation engagement, and no assurance is provided on them.

Account	FY-25		
	Actuals	FY25 Budget	%
	Jul'24 - Jun'25	Current Jul'24 - Jun'25	
Subtotal Contracted Services	\$109,949	\$480,014	(337)%
Supplies			
HS-Instructional Supplies	\$8,157	\$43,276	(431)%
HS-Instr Software & Sup(not CO)	\$1,313	\$20,000	(1,424)%
Family Engagement Supplies	-	\$850	-
Guidance Supplies	\$400	-	100%
Health Supplies	-	\$1,000	-
Admin-Office Supplies	\$2,521	\$20,000	(693)%
Food Service Supplies	\$305	\$1,500	(392)%
Food Purchases	\$795	\$20,000	(2,415)%
Security System	-	\$5,000	-
Technology Equip & Supplies	\$3,264	\$5,000	(53)%
Technology - Cap Outay	\$26,564	-	100%
Subtotal Supplies	\$43,320	\$116,626	(169)%
Facilities	\$66,192	\$307,797	(365)%
Other Expenses	\$9,918	\$25,750	(160)%
Pupil Act	-	\$10,000	-
<b>Total Expenditures</b>	<b>\$424,872</b>	<b>\$1,980,496</b>	<b>(366)%</b>
<b>Operating Income \$</b>	<b>\$19,791</b>	<b>\$68,822</b>	<b>(248)%</b>
<b>Operating Income %</b>	<b>4%</b>	<b>3%</b>	<b>25%</b>
<b>Other Income &amp; Expense</b>	<b>-</b>	<b>-</b>	<b>-</b>
<b>Net Income \$</b>	<b>\$19,791</b>	<b>\$68,822</b>	<b>(248)%</b>
<b>Net Income %</b>	<b>4%</b>	<b>3%</b>	<b>25%</b>

These financial statements have not been subjected to an audit or a review or compilation engagement, and no assurance is provided on them.